



FITCH-RONA EMS DISTRICT

Patrick Anderson, EMS Chief

101 Lincoln Street

Verona, WI 53593

608-497-2909 (Business Office)

608-845-9455 (Fax)

www.fitchronaems.com

Chief's Report March-2024

EMS Calls for Service				
Month	2022	2023	2024	Change from Previous Year
January	341	432	412	-5%
February	285	359	386	8%
March	346	411		

Runs by Municipality				
Municipality	Feb-24	Feb-23	Year to Date	Percent of Total Runs to Date
City of Fitchburg	262	262	562	69%
City of Verona	99	121	198	25%
Town of Verona	10	17	15	2%

April	328	375		
May	381	391		
June	370	403		
July	349	359		
August	372	440		
September	369	445		
October	342	414		
November	387	405		
December	427	423		
Total	4,267	4,858	798	1.4%

2024 Estimated Call Volume 4928

Special Reporting	Feb-24	Feb-23
Naloxone Administration	2	4
Car 15/17 Responses	12	5
Out of Resources	2024	2023
All trucks on calls - February	26	28
Mutual Aid Required - YTD	8	42 Total

City of Madison	5	4	13	2%
Belleville (District)	4	12	5	1%
Mount Horeb (Dist)	2	10	5	1%
Other	4	16	10	1%

Fractile Times for Previous Month

	Service Median (in minutes)	90th Percentile (in minutes)
Notified to Enroute	1.47	2.54
En Route to Arrived on Scene	4.61	8.23
Notified to Arrived on Scene	6.27	10.03
On scene to Transporting	15.77	26.37
Transporting to Destination	15.32	22.58
At Destination to Unit in Service	12.38	17.88

Average calls per day - Previous Year (2023)

13.31

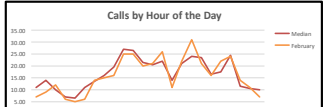
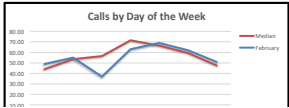
Average calls per day - Year to date


13.30

Fitch-Rona Community Events

	Event	Involvement
Community/ Area Events		

Statistics






Calls by Municipality - February



Top 70% Dispatch Reasons for Calls for Service - February

Previous Month	Current Month	Complaint	
2	1	Sick Person	19.17 %
1	2	Falls	11.92 %
6	3	Unknown Problem	8.28 %
3	4	Chest Pain	7.51 %
5	5	Unconscious/Fainting	6.99 %
4	6	Breathing Problems	6.74 %
8	7	Traffic Incident	5.18 %
	8	Seizure	4.66 %



Calls by Station - February		
Verona	116	30%
FB Sta 2	142	37%
FB Sta 3	127	33%

Financial Report

A/R Aging (as of February 29th, 2024)

	0-30	31-60	61-90	91-120	121-150	151-180	180+	Total
3Rivers	\$72,427	\$9,469	\$29,953	\$25,126	\$182,938	\$130,996	\$883,457	\$1,334,367
EMS MC	\$1,096,589	\$449,913	\$109,218					\$1,655,721
Total	\$1,169,017	\$459,382	\$139,172	\$25,126	\$182,938	\$130,996	\$883,457	\$2,990,088

Current %	39.1%	15.4%	4.7%	0.8%	6.1%	4.4%	29.5%	100.0%
Goals	40.0%	20.0%	10.0%	7.0%	5.0%	3.0%	15.0%	100.0%

Cash on Hand

	2/29/2024	Previous Month	Previous Year	Change from Prev Month	Change from Prev Year
Checking/Market	\$ 1,094,783.70	\$ 1,141,202.29	\$ 1,304,226.62	\$ (46,418.59)	\$ (209,442.92)
Savings	\$ 17,469.52	\$ 17,462.58	\$ 61,991.55	\$ 6.94	\$ (44,522.03)
Oak Bank - CD 8518	\$ 150,931.43	\$ 150,931.43	\$ 150,931.43	\$ -	\$ -
Oak Bank - CD 0852	\$ 100,000.00	\$ 100,000.00	\$ -	\$ -	\$ 100,000.00
Oak Bank - CD 1824	\$ 200,000.00	\$ 200,000.00		\$ -	
WISC Funds	\$ 257,031.12	\$ 255,994.61	\$ 246,105.98	\$ 1,036.51	\$ 10,925.14
Total Cash	\$ 1,820,215.77	\$ 1,865,590.91	\$ 1,763,255.58	\$ (45,375.14)	\$ 56,960.19

Assigned Fund Balances - Oak Bank

	2/29/2024	Previous Month	Previous Year	Change from Prev Month	Change from Prev Year
FAP Funds (Restricted)	\$ -	\$ -	\$ 12,901.90	\$ -	\$ (12,901.90)
ARPA (Restricted)	\$ -	\$ -	\$ 11,164.72	\$ -	\$ (11,164.72)
2022/2023 EPIC Grant	\$ -	\$ -	\$ 30,000.00	\$ -	\$ -
Total Assigned Funds	\$ -	\$ -	\$ 54,066.62	\$ -	\$ (54,066.62)

Assigned Fund Balances - WISC - HRA and Labor Contract Funds

	2/29/2024	Previous Month	Previous Year	Change from Prev Month	Change from Prev Year
Money Market	\$ 635.28	\$ 632.67	\$ 601.23	\$ 2.61	\$ 34.05
Investment Acct	\$ 256,395.84	\$ 255,361.94	\$ 245,504.75	\$ 1,033.90	\$ 10,891.09
Total Assigned Funds	\$ 257,031.12	\$ 255,994.61	\$ 246,105.98	\$ 1,036.51	\$ 10,925.14

Feb Donations

February Milestones

Comparables - Calls for Service

Service	2017	2018	2019	2020	2021	2022	2023	Percent Change 2022- 2023
Fitch-Rona EMS	3077	3245	3443	3505	4184	4267	4858	13.9%
Middleton EMS	1816	1825	1969	1898	2254	2543		-100.0%
Sun Prairie EMS	2828	2839	3165	3213	3368	3692	4424	19.8%

Other Updates

Replacement ambulance delivery (2023) now expected to be delayed until **November (Previously October)**
One employee out on maternity leave through May

SHOUT OUTS

Thank you to Jeff for doing an AED/CPR demo at Park Printing in Verona for their 50+ employees
Thank you letter from Evansville Fire District for assistance with the sever weather response.