



FITCH-RONA EMS DISTRICT

Patrick Anderson, EMS Chief
 101 Lincoln Street
 Verona, WI 53593
 608-497-2909 (Business Office)
 608-845-9455 (Fax)
 www.fitchronaems.com

Chief's Report May-2026

EMS Calls for Service				
Month	2024	2025	2026	Change from Previous Year
January	412	491	474	-3%
February	386	472	453	-4%
March	384	421	417	-1%
April	382	475	393	-17%
May	414	411		
June	469	458		
July	457	483		
August	464	431		
September	431	447		
October	464	482		
November	454	410		
December	467	453		
Total	5,184	5,434	1737	-6.4%

Runs by Municipality				
Municipality	Apr-26	Apr-25	Year to Date	Percent of Total Runs to Date
City of Fitchburg	241	312	1102	63%
City of Verona	109	125	463	27%
Town of Verona	9	10	55	3%
City of Madison	13	13	33	2%
Belleville (District)	4	7	23	1%
Mount Horeb (Dist)	8	8	26	1%
Other	7	0	33	2%

Special Reporting		
	Apr-26	Apr-25
Naloxone Administration	3	1
Car 15/17 Responses	4	15
Out of Resources		
	2026	2025
All trucks on calls -April	18	25
Mutual Aid Required (to date)	22	55 Total

Fractile Times for Previous Month		
	Service Median (in minutes)	90th Percentile (in minutes)
Notified to Enroute	1.42	2.65
En Route to Arrived on Scene	4.57	8.59
Notified to Arrived on Scene	6.25	9.95
On scene to Transporting	13.21	21.53
Transporting to Destination	17.05	23.50
At Destination to Unit in Service	10.55	15.74

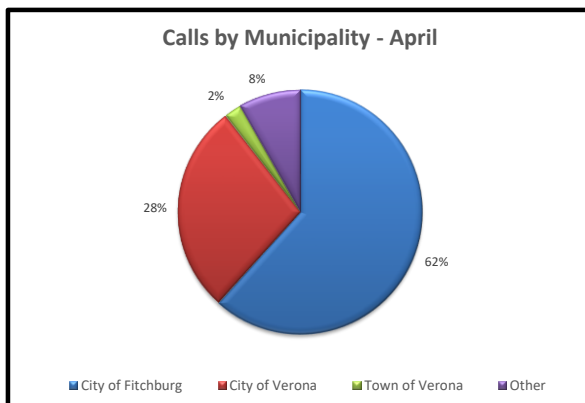
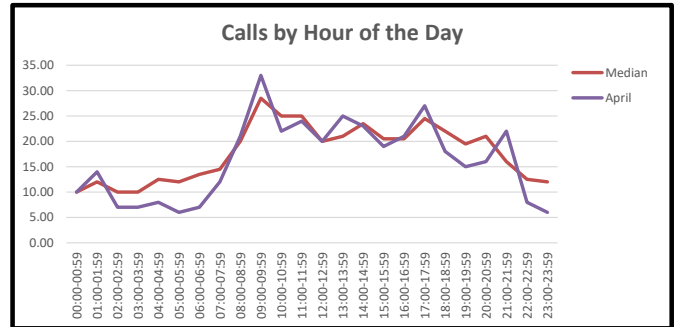
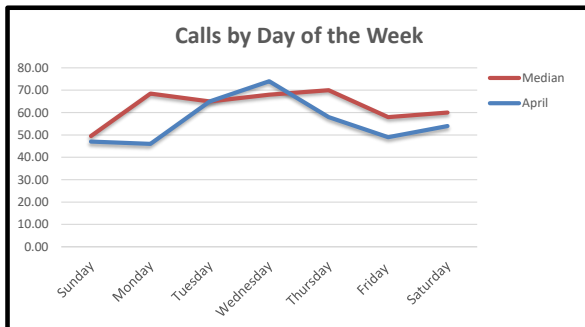
Average calls per day - Previous Year (2025)	14.89
Average calls per day - Year to date	14.48

Community Events April 15th - May 16th

Fitchburg Take-your-child to work day presentations
 Stop the Bleed Class - Verona Library

Patrick and Devon
 Jeff

Statistics



Top 70% Dispatch Reasons for Calls for Service - April			
Previous Month	Current Month	Complaint	
1	1	Falls	21.63 %
2	2	Sick Person	18.58 %
3	3	Breathing Problems	8.91 %
7	4	Unknown Problem	6.11 %
	5	Chest Pain	5.34 %
4	6	Unconscious/Fainting	5.34 %
	7	Traumatic Injury	4.07 %
	8	Seizure	3.05 %
			73.03 %

Calls by Station -April		
Verona	133	32%
FB Sta 2	136	33%
FB Sta 3	121	29%

Financial Report

A/R Aging (as of April 30th, 2026)

	0-30	31-60	61-90	91-120	121-180	180+	Total
EMS MC	\$736,149	\$342,747	\$187,436	\$108,066	\$204,520	\$642,021	\$2,220,939
Current %	33.1%	15.4%	8.4%	4.9%	9.2%	28.9%	100.0%
Goals	40.0%	20.0%	10.0%	7.0%	8.0%	3.0%	100.0%

Cash on Hand

	4/30/2026	Previous Month	Previous Year	Change from Prev Month	Change from Prev Year
Checking/Market	\$ 1,414,584.45	\$ 1,683,232.29	\$ 1,642,775.28	\$ (268,647.84)	\$ (228,190.83)
Savings	\$ 290,300.69	\$ 291,223.60	\$ 229,390.95	\$ (922.91)	\$ 60,909.74
Oak Bank - CD 8518	\$ 200,000.00	\$ 200,000.00	\$ 150,931.43	\$ -	\$ 49,068.57
Oak Bank - CD 0852	\$ 100,000.00	\$ 100,000.00	\$ 100,000.00	\$ -	\$ -
Oak Bank - CD 1824	\$ 200,000.00	\$ 200,000.00	\$ 200,000.00	\$ -	\$ -
WISC Funds	\$ 908,698.05	\$ 907,411.77	\$ 286,651.01	\$ 1,286.28	\$ 622,047.04
Total Cash	\$ 3,113,583.19	\$ 3,381,867.66	\$ 2,609,748.67	\$ (268,284.47)	\$ 503,834.52

Assigned Fund Balances - Oak Bank

	4/30/2026	Previous Month	Previous Year	Change from Prev Month	Change from Prev Year
FAP Funds (Restricted)	\$ 237,158.37	\$ 238,473.01	\$ 162,286.52	\$ (1,314.64)	\$ 74,871.85
2024 EPIC Grant	\$ 6,246.03	\$ 6,246.03	\$ 580.00	\$ -	\$ 5,666.03
Labor Contract Funds	\$ 21,440.00	\$ 21,440.00	\$ 24,000.00	\$ -	\$ (2,560.00)
Total Assigned Funds	\$ 264,844.40	\$ 266,159.04	\$ 186,866.52	\$ (1,314.64)	\$ 77,977.88

WISC Investments

	4/30/2026	Previous Month	Previous Year	Change from Prev Month	Change from Prev Year
HRA Investment Acct (IS)	\$ 480,320.53	\$ 479,613.22	\$ 286,651.01	\$ 707.31	\$ 193,669.52
Unassigned Fund Balance	\$ 428,377.52	\$ 427,798.55	\$ -	\$ 578.97	\$ -
Total Assigned Funds	\$ 908,698.05	\$ 907,411.77	\$ 286,651.01	\$ 1,286.28	\$ 622,047.04

April Donations

--

May Milestones

Sara Imhoff - 24 years
 Ryan Dockry - 19 years (Retired 5/11/26)
 Andrew Jensen - 13 years

Comparables - Calls for Service

Service	2019	2020	2021	2022	2023	2024	2025	Percent Change 2024-2025
Fitch-Rona EMS	3443	3505	4184	4267	4858	5184	5434	5.1%
Middleton EMS	1969	1898	2254	2543	2715	2769	2681	-3.2%
Sun Prairie Fire/ EMS	3165	3213	3368	3692	4424	4961	5084	2.8%

Other Updates

Interviewing paramedic interns - 12 applicants

SHOUT OUTS

Thank you to Josh Crosby and Ryan Robertson for coming in on short notice on 4/18 to upstaff the district during the the civil unrest in Blue Mounds
 Shout out to Oregon Fire/EMS for sending an ambulance to Verona to assist in backfilling out station as we provided support to Mount Horeb Fire/EMS
 Thank you to Jamie Ennis and Macayla Quinn for "Spring Cleaning" the basement
 Thank you fo Andrew Jensen for coordinating a site visit to Epic for staff supporting the XGM events
 Thank you to Chip and Dani for preping the EMS Bikes for the season