



Patrick Anderson, EMS Chief

101 Lincoln Street  
Verona, WI 53593  
608-497-2909 (Business Office)  
608-845-9455 (Fax)  
www.fitchronaems.com

# Chief's Report

## June-2024

EMS Calls for Service				
Month	2022	2023	2024	Change from Previous Year
January	341	432	412	-5%
February	285	359	386	8%
March	346	411	384	-7%
April	328	376	382	2%
May	381	391	414	6%
June	370	403		
July	349	359		
August	372	440		
September	369	445		
October	342	414		
November	387	405		
December	427	423		
<b>Total</b>	<b>4,267</b>	<b>4,858</b>	<b>1978</b>	<b>0.8%</b>

Runs by Municipality				
Municipality	May-24	May-23	Year to Date	Percent of Total Runs to Date
City of Fitchburg	272	262	1349	68%
City of Verona	110	85	497	25%
Town of Verona	11	13	39	2%
City of Madison	6	4	27	1%
Belleville (District)	2	1	14	1%
Mount Horeb (Dist)	6	5	23	1%
Other	7	6	29	1%

Fractile Times for Previous Month		
	Service Median (in minutes)	90th Percentile (in minutes)
Notified to Enroute	1.45	2.75
En Route to Arrived on Scene	4.64	8.78
Notified to Arrived on Scene	6.47	10.20
On scene to Transporting	13.95	22.85
Transporting to Destination	15.93	25.03
At Destination to Unit in Service	12.00	18.18

Special Reporting		
	2024 Estimated Call Volume	4895
	May-24	May-23
Naloxone Administration	2	4
Car 15/17 Responses	4	3
Out of Resources	2024	2023
All trucks on calls - May	18	21
Mutual Aid Required - YTD	14	42 Total

Average calls per day - Previous Year (2023)	13.31
Average calls per day - Year to date	13.01

---

---

---

---

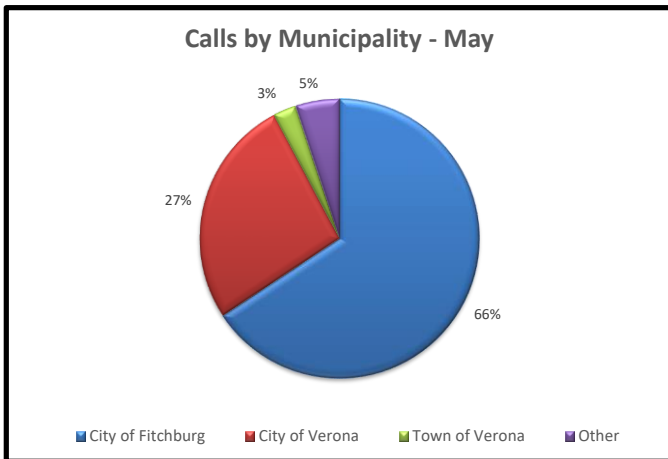
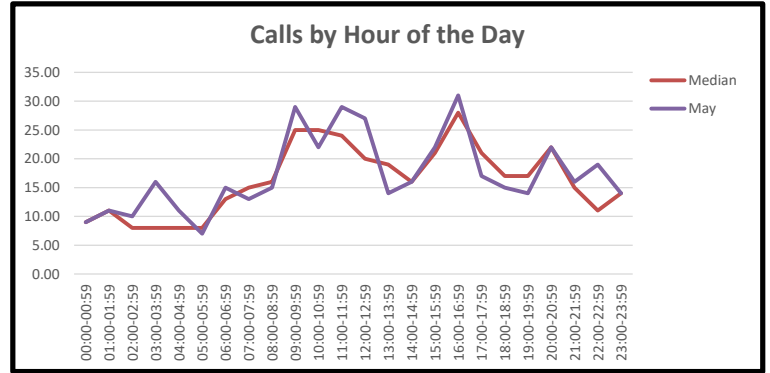
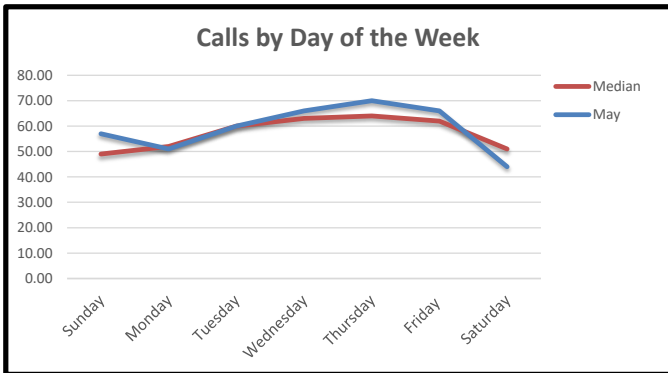
---

---

---

---

### Statistics



Top 70% Dispatch Reasons for Calls for Service - May			
Previous Month	Current Month	Complaint	
2	1	Falls	15.79 %
3	2	Unconscious/Fainting	15.76 %
6	3	Unknown Problem	13.16 %
5	4	Chest Pain	10.53 %
1	5	Sick Person	10.53 %
8	6	Traffic Incident	10.53 %
			%
			%
			76.30 %

Calls by Station - May		
Station	Count	Percentage
Verona	114	28%
FB Sta 2	163	39%
FB Sta 3	136	33%

## Financial Report

### A/R Aging (as of May 31st, 2024)

	0-30	31-60	61-90	91-120	121-150	151-180	180+	Total
3Rivers	\$10,104	\$11,744	\$8,540	\$58,813	\$5,993	\$18,434	\$501,943	\$615,572
EMS MC	\$907,448	\$444,024	\$447,453	\$37,087	\$15,202			\$1,851,213
<b>Total</b>	<b>\$917,552</b>	<b>\$455,768</b>	<b>\$455,993</b>	<b>\$95,900</b>	<b>\$21,195</b>	<b>\$18,434</b>	<b>\$501,943</b>	<b>\$2,466,784</b>
Current %	<b>37.2%</b>	<b>18.5%</b>	<b>18.5%</b>	<b>3.9%</b>	<b>0.9%</b>	<b>0.7%</b>	<b>20.3%</b>	<b>100.0%</b>
Goals	40.0%	20.0%	10.0%	7.0%	5.0%	3.0%	15.0%	100.0%

### Cash on Hand

	5/31/2024	Previous Month	Previous Year	Change from Prev Month	Change from Prev Year
Checking/Market	\$ 777,173.16	\$ 1,004,807.66	\$ 848,826.70	\$ (227,634.50)	\$ (71,653.54)
Savings	\$ 51,521.52	\$ 27,391.02	\$ 59,722.37	\$ 24,130.50	\$ (8,200.85)
Oak Bank - CD 8518	\$ 150,931.43	\$ 150,931.43	\$ 150,931.43	\$ -	\$ -
Oak Bank - CD 0852	\$ 100,000.00	\$ 100,000.00	\$ 100,000.00	\$ -	\$ -
Oak Bank - CD 1824	\$ 200,000.00	\$ 200,000.00		\$ -	\$ 200,000.00
WISC Funds	\$ 260,308.14	\$ 259,201.93	\$ 248,638.27	\$ 1,106.21	\$ 11,669.87
<b>Total Cash</b>	<b>\$ 1,539,934.25</b>	<b>\$ 1,742,332.04</b>	<b>\$ 1,408,118.77</b>	<b>\$ (202,397.79)</b>	<b>\$ 131,815.48</b>

### Assigned Fund Balances - Oak Bank

	5/31/2024	Previous Month	Previous Year	Change from Prev Month	Change from Prev Year
FAP Funds (Restricted)	\$ 9,367.13	\$ 9,367.13	\$ 10,875.88	\$ -	\$ (1,508.75)
2024 EPIC Grant	\$ -	\$ -	\$ 30,000.00	\$ -	\$ -
Labor Contract Funds	\$ 24,000.00	\$ 24,000.00	\$ 24,000.00	\$ -	
<b>Total Assigned Funds</b>	<b>\$ 33,367.13</b>	<b>\$ 33,367.13</b>	<b>\$ 64,875.88</b>	<b>\$ -</b>	<b>\$ (31,508.75)</b>

### Assigned Fund Balances - WISC - Health Retirement Account Funds

	5/31/2024	Previous Month	Previous Year	Change from Prev Month	Change from Prev Year
Money Market	\$ 643.56	\$ 640.77	\$ 638.21	\$ 2.79	\$ 5.35
Investment Acct	\$ 259,664.58	\$ 258,561.16	\$ 248,000.06	\$ 1,103.42	\$ 11,664.52
<b>Total Assigned Funds</b>	<b>\$ 260,308.14</b>	<b>\$ 259,201.93</b>	<b>\$ 248,638.27</b>	<b>\$ 1,106.21</b>	<b>\$ 11,669.87</b>

### May Donations

### June Milestones

Mollie Jesberger - 22-Years  
 Tom Bates - 34 Years  
 Ryan Robertson - 4-years  
 Jamie Ennis - 4-Years  
 Cam Parman - 4 Years

### Comparables - Calls for Service

Service	2017	2018	2019	2020	2021	2022	2023	Percent Change 2022-2023
Fitch-Rona EMS	3077	3245	3443	3505	4184	4267	4858	13.9%
Middleton EMS	1816	1825	1969	1898	2254	2543	2715	6.8%
Sun Prairie EMS	2828	2839	3165	3213	3368	3692	4424	19.8%

### Other Updates

Replacement ambulance delivery (2023) now expected to be delayed until **November (Previously October)**

### SHOUT OUTS

LT Kaczmarek - Coordinating an emergency vehicle operator course through MATC for all staff  
 Jeremy and Chip for representing FitchRona the VPD bike rodeo  
 Vanessa and Mandy for assisting at Kids Building Wisconsin at McKee Farms park  
 Shout out to Ross and Kristy from the Verona Fire crew for their assistance on a fire call on 5/24  
 Ryan Robertson has completed his BS in Fire and Emergency Management with a 4.0 GPA  
 From VPD to Andrew Jensen for hosting the Public Safety Cadet class and demoing FREMS and VFD for the students