



Patrick Anderson, EMS Chief
 101 Lincoln Street
 Verona, WI 53593
 608-497-2909 (Business Office)
 608-845-9455 (Fax)
 www.fitchronaems.com

Chief's Report

October-2023

EMS Calls for Service				
Month	2021	2022	2023	Change from Previous Year
January	299	341	432	27%
February	304	285	359	26%
March	330	346	411	19%
April	332	328	376	15%
May	320	381	391	3%
June	384	370	403	9%
July	352	349	359	3%
August	375	342	440	29%
September	381	369	445	21%
October	367	342		
November	359	384		
December	381	427		
Total	4,184	4,320	3616	16.6%

Runs by Municipality				
Municipality	Sep-23	Sep-22	Year to Date	Percent of Total Runs to Date
City of Fitchburg	298	228	2341	65%
City of Verona	109	108	923	26%
Town of Verona	9	10	104	3%
City of Madison	3	2	42	1%
Belleville (District)	3	5	44	1%
Mount Horeb (Dist)	4	5	59	2%
Other	19	10	103	3%

Fractile Times for Previous Month (For Calls in the District/Transported Patients)		
	Service Median (in minutes)	90th Percentile (in minutes)
Notified to Enroute	1.55	2.81
En Route to Arrived on Scene	4.88	9.52
Notified to Arrived on Scene	6.63	11.37
On scene to Transporting	14.42	23.82
Transporting to Destination	15.75	24.03
At Destination to Unit in Service	12.86	18.70

Special Reporting	2023 Estimate	5039
	Sep-23	Sep-22
Naloxone Administration	5	4
Car 15/17 Responses	7	5
Out of Resources	2023	2022
All trucks on calls - September	17	18
Mutual Aid Required - YTD	33	14 Total

Average calls per day - Previous Year (2022)	11.69
Average calls per day - Year to date	13.25

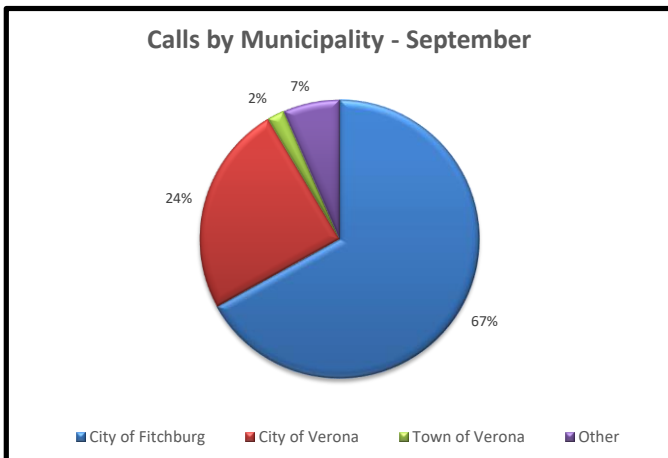
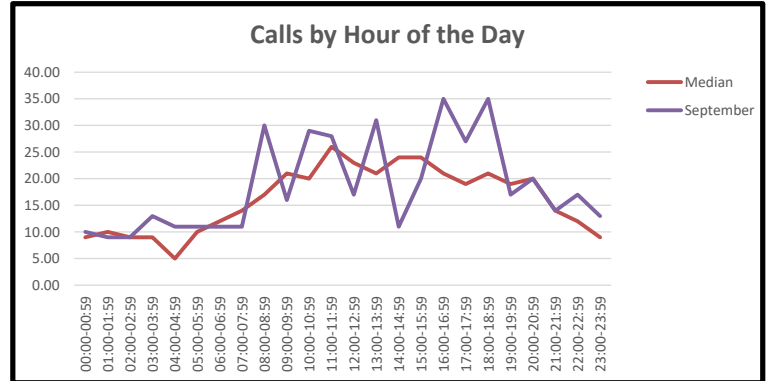
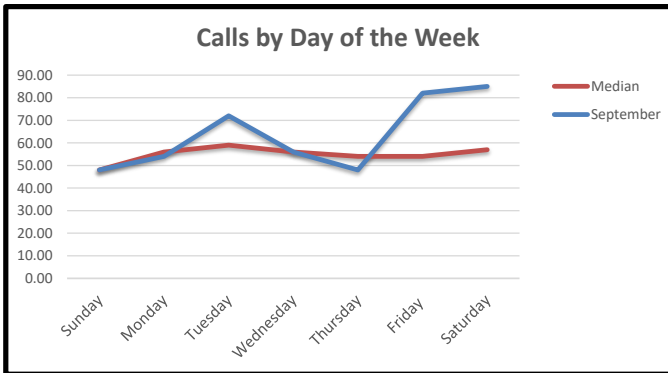
Training

Spetmeber ALS Consortium Tng Post- Cardiac Arrest Care
 September FREMS Department Tng Difficult Airway Case Review

Fitch-Rona Community Events

Community / Area Events	Event	Involvement
	Fitchburg Fire Open House	
	Community CPR - Fitchburg Library	
	Stop-the Bleed Courses - Verona Library	

Statistics



Top 70% Dispatch Reasons for Calls for Service - September			
Previous Month	Current Month	Complaint	Percentage
1	1	Sick Person	15.04 %
2	2	Falls	14.41 %
3	3	Unconscious/Fainting	11.23 %
5	4	Chest Pain	9.53 %
4	5	Breathing Problems	8.47 %
6	6	Traffic Incident	7.20 %
	7	Unknown Problem	5.72 %
			%
			71.60 %

Calls by Station - September		
Station	Count	Percentage
Verona	124	26%
FB Sta 2	196	42%
FB Sta 3	151	32%

Financial Report

A/R Aging (as of September 30th, 2023)

	0-30	31-60	61-90	91-120	121-150	151-180	180+	Total
Current	\$45,029	\$24,796	\$388,666	\$119,292	\$51,412	\$41,870	\$512,037	\$1,183,102
Current %	3.8%	2.1%	32.9%	10.1%	4.3%	3.5%	43.3%	100.0%
Goals	40.0%	20.0%	10.0%	7.0%	5.0%	3.0%	15.0%	100.0%

Cash on Hand

	9/29/2023	Previous Month	Previous Year	Change from Prev Month	Change from Prev Year
Checking/Market	\$ 1,123,892.54	\$ 740,848.06	\$ 895,694.95	\$ 383,044.48	\$ 228,197.59
Savings	\$ 17,432.95	\$ 19,741.71	\$ 43,198.54	\$ (2,308.76)	\$ (25,765.59)
Oak Bank - CD 8518	\$ 150,931.43	\$ 150,931.43	\$ 150,931.43	\$ -	\$ -
Oak Bank - CD 0852	\$ 100,000.00	\$ 100,993.45	\$ -	\$ (993.45)	\$ 100,000.00
WISC Funds	\$ 251,360.52	\$ 249,240.52	\$ 243,590.46	\$ 2,120.00	\$ 7,770.06
Total Cash	\$ 1,643,617.44	\$ 1,261,755.17	\$ 1,333,415.38	\$ 381,862.27	\$ 310,202.06

Assigned Fund Balances - Oak Bank

	9/29/2023	Previous Month	Previous Year	Change from Prev Month	Change from Prev Year
FAP Funds (Restricted)	\$ -	\$ 1,161.19	\$ 20,401.90	\$ (1,161.19)	\$ (20,401.90)
ARPA (Restricted)	\$ -	\$ -	\$ 12,195.12	\$ -	\$ (12,195.12)
2022/2023 EPIC Grant	\$ -	\$ 1,167.81	\$ -	\$ (1,167.81)	\$ -
Total Assigned Funds	\$ -	\$ 2,329.00	\$ 32,597.02	\$ (2,329.00)	\$ (32,597.02)

Assigned Fund Balances - WISC - HRA and Labor Contract Funds

	9/29/2023	Previous Month	Previous Year	Change from Prev Month	Change from Prev Year
Money Market	\$ 621.60	\$ 613.32	\$ 590.46	\$ 8.28	\$ 31.14
Investment Acct	\$ 157,573.94	\$ 155,627.20	\$ 150,000.00	\$ 1,946.74	\$ 7,573.94
CD (2-year)	\$ 93,164.98	\$ 93,000.00	\$ 93,000.00	\$ 164.98	\$ 164.98
Total Assigned Funds	\$ 251,360.52	\$ 249,240.52	\$ 243,590.46	\$ 2,120.00	\$ 7,770.06

September Donations

October Milestones

Chance Kaczmarksi - 28 years
 Ross Williams - 16 years
 Greg Bailey - 13 years
 Jeremy Owen - 5 years
 Chris Backes - 4 years
 John Uebelacker - 4 years
 Ben Wolter - 5 Years
 Jesus Villagomez - 4 years

Comparables - Calls for Service

Service	2016	2017	2018	2019	2020	2021	2022	Percent Change 2021-2022
Fitch-Rona EMS	2894	3077	3245	3443	3505	4184	4267	2.4%
Middleton EMS	1776	1816	1825	1969	1898	2254	2543	15.2%
Sun Prairie EMS	2467	2828	2839	3165	3213	3368	3692	4.8%

Other Updates

Replacement ambulance delivery (2023) now expected to be delayed until October 2024 (Previously July)
 Starting the implementation and on going training plan with our UW consortium on Point-of-Care Ultrasound
 Billing company transition continues to occur. The official switch will occur on November 1st and they should be caught up by the end of the year

SHOUT OUTS

Andrew Jensen, Chip Hankely, Kristy Schnabel, Gary Salmela, Ross Williams, and Jamie Ennis and their collaborative work with Brooklyn EMS and many others to support the Luke Bryant concert on October 22nd. A GREAT regional medical support team for a large-scale event.

Greg Baily, Kelly Cloudsdale, Andrew Jensen, Chanse Kackmarski, and Ryan Dockry for the development of a robust onboarding process for new employees.

City of Verona Public Works for clean-up of the Verona Fire Station grounds this last week